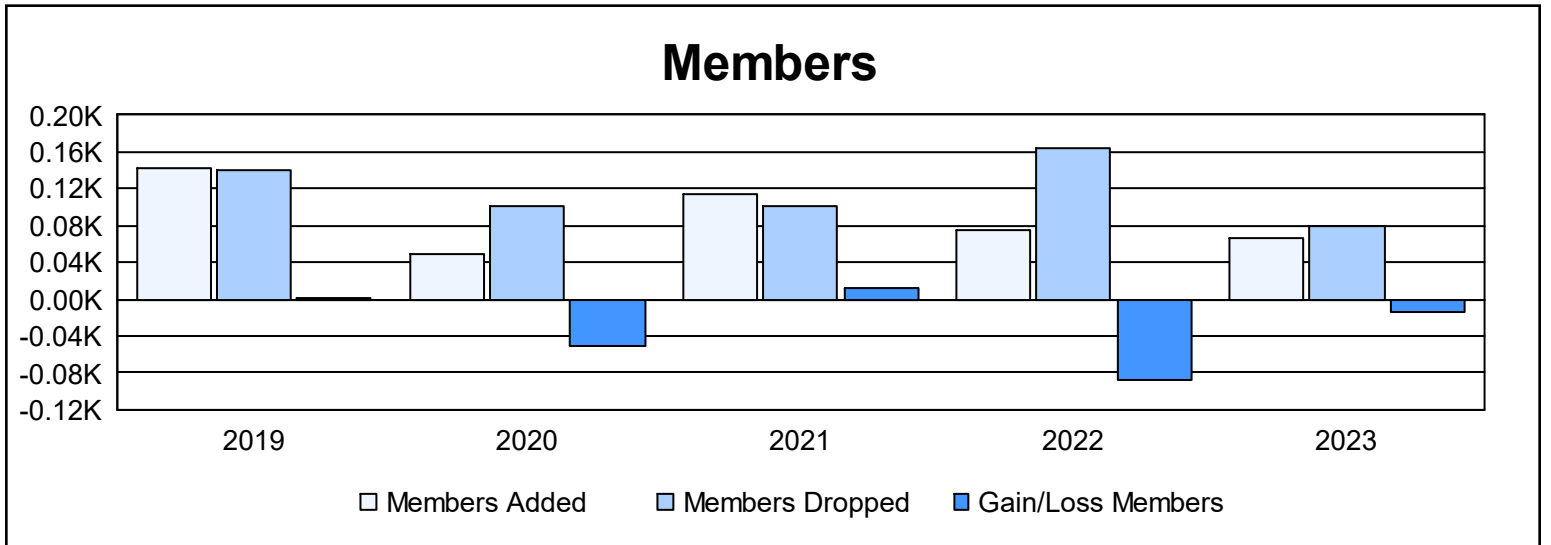
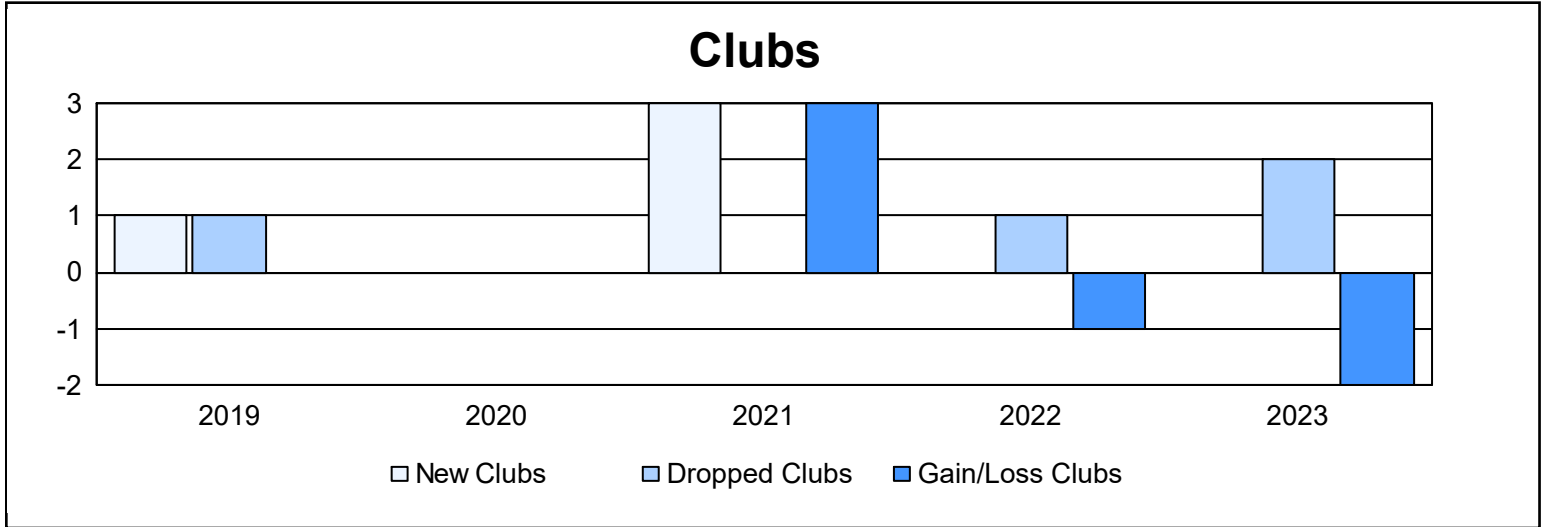
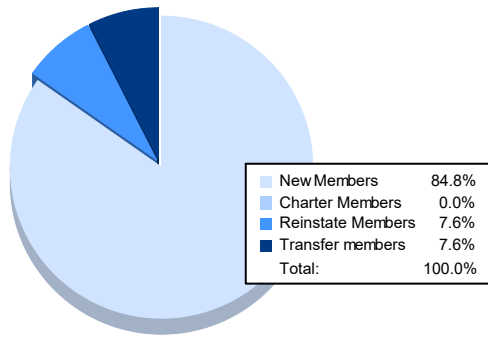


Year	New Clubs	Dropped Clubs	Gain/ Loss Clubs	New Members	Charter Members	Reinstate Members	Transfer Members	Total Member Added	Total Members Dropped	Gain/ Loss Members
2018-2019	1	1	0	99	24	15	5	143	141	2
2019-2020	0	0	0	47	0	1	2	50	101	-51
2020-2021	3	0	3	59	52	2	2	115	102	13
2021-2022	0	1	-1	71	0	0	5	76	164	-88
2022-2023	0	2	-2	56	0	5	5	66	79	-13
<b>Average</b>	<b>1</b>	<b>1</b>	<b>0</b>	<b>66</b>	<b>15</b>	<b>5</b>	<b>4</b>	<b>90</b>	<b>117</b>	<b>-27</b>



### Membership Composition June 2023 Cumulative



### Gender Composition June 2023 Cumulative

